




THE 5

TOURING

THE NEW BMW 5 SERIES TOURING.



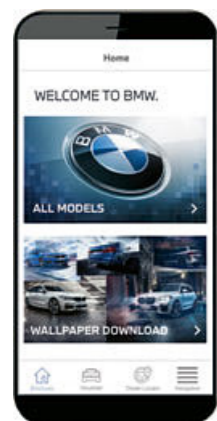
18 Highlights



20 Worlds of colour




24 Wheels and tyres / Original BMW Accessories and BMW M Performance Parts



YOUR BMW BROCHURES APP.

DOWNLOAD NOW THE BMW BROCHURES APP FROM YOUR APP STORE AND DISCOVER DRIVING PLEASURE!



26 Technical data



ALTERNATIVELY
EXCEPTIONAL.



PASSION WITH
A PURPOSE.



FREES MINDS.
THRILLS
MOMENTS.





THERE'S
A NEW
DIRECTION
OUT THERE:
YOURS!





OUTER
STRENGTH –
INNER VALUES.



VISION
ACCOMPLISHED.
THE NEW
BMW 5 TOURING.

Discover even more with the new BMW Brochures app. Available now, for your smartphone and tablet.

■ Standard equipment □ Optional equipment



□ The M Sport package gives the vehicle an even sportier touch. In addition to an appearance sharpened by many details in the exterior and interior, the M Sport package guarantees an increase in driving pleasure. The M Sport suspension and the M Aerodynamics package for example noticeably optimise the driving dynamics.



□ The Luxury Line shows the elegant side of the vehicle. Elegant design elements made of Chrome high-gloss give the exterior its exclusive appearance. The stylish impression is also present in the interior. Here first-class leather upholstery and high-quality interior trim finishers characterise luxury.



□ The BMW Live Cockpit Professional* with navigation function includes two high-quality displays consisting of a high-resolution 12.3" Control Display that can be operated by touch and a fully digital 12.3" instrument display. The BMW Operating System 7 can also be operated via the iDrive Touch Controller.




□ When open, the Panorama glass roof provides a great deal of fresh air. Closed, it creates a bright, light-flooded atmosphere in the interior. It opens and closes completely automatically at the push of a button or with the car key, and is equipped with slide and lift functions, roller sunblind and wind deflector.




□ BMW Individual high-gloss Shadow Line with extended contents¹ includes equipment features in black: Kidney grille frame and kidney grille slats in black high-gloss and tailpipe trims in Black Chrome.




□ In laser high-beam mode, BMW Laserlight* illuminates a range of up to 650 m, nearly twice as far as that of conventional headlights. Better visibility in the dark significantly increases safety. Blue accents and the lettering "BMW Laser" in the headlight also underline the technological standards and the sportiness of the vehicle.



□ The premium-quality BMW Individual roof rails high-gloss Shadow Line is the key to a multifunctional BMW roof rack unit.




□ Your vehicle key? No need for that anymore. The Digital Key⁴* exists on your smartphone, and you can share it with friends.



□ Should your BMW software be up to date? Should it be as simple as it is for your smartphone? Remote Software Upgrade* makes this possible.




□ The luggage-compartment package* enhances the functionality of the luggage compartment, e.g. backrest tilt adjustment including cargo position and lashing rails.



□ Why go without the features of your smartphone in your BMW when you can continue operating it as usual? With smartphone integration²*, your vehicle supports Apple CarPlay and Android Auto by means of a wireless connection between your smartphone and the vehicle. This allows you to conveniently use familiar functions and various apps in the vehicle.



□ Driving Assistant Professional³* offers optimum comfort and safety during critical or monotonous traffic situations. Apart from the contents of the Driving Assistant, it also includes Steering and Lane Control Assistant with extended functions, Lane Change and Emergency Stop Assistant and Lane Keeping Assistant with active side collision protection.



□ 'Hey BMW. Who are you?' Wouldn't it be incredible if your BMW was also your personal assistant? Communicate with your vehicle using the BMW Intelligent Personal Assistant*. It knows you, gets better every day and helps out whatever the situation. You also can assign your own personal activation word. It can explain everything about your vehicle and helps you to get to know your BMW even better.



□ The equipment package Parking Assistant Plus* makes parking and manoeuvring the vehicle easier. It features Surround View including Top View, Remote 3D View, PDC as well as a lateral parking aid, the Active PDC emergency braking function and the Parking Assistant with linear guidance⁵ that provides fully automatic parking both parallel and perpendicular to the road.

¹ Only available in conjunction with M Sport package.

² Smartphone integration is permanently available in the vehicle. It includes Apple CarPlay and Android Auto. Android Auto linking is only possible in conjunction with a BMW Live Cockpit. Due to possible future technical developments (e.g. of mobile phones), the

usability of the Apple CarPlay or Google Android Auto service cannot be guaranteed permanently. CarPlay is a trademark of Apple Inc. Android Auto is a trademark of Google LLC.

³ Function may be limited in darkness, fog or bright glare.

⁴ Prerequisite is a BMW ConnectedDrive account and a compatible smartphone. For customers with a non-compatible smartphone, a high-quality Key Card is provided. More information about the BMW Digital Key, e.g. regarding the compatibility of your smartphone, is available at www.bmw.com/digitalkey

⁵ The driver is responsible for constantly monitoring the automated parking procedure in accordance with local road laws.

* The availability of some equipment features and functions depends on engine variants or additional options. The market and production availability may vary. You can find detailed information about terms, standard and optional equipment at www.bmw.com or at your BMW Partner. Some ConnectedDrive Services may differ between countries. Please consult your local BMW partner for more information.


EXTERIOR COLOURS.

Discover even more with the new BMW Brochures app. Available now, for your smartphone and tablet.

■ Standard equipment □ Optional equipment



□ Non-metallic 300 Alpine White¹



■ Non-metallic 668 Black



□ Metallic WA96 Mineral White



□ Metallic A83 Glacier Silver



□ Metallic CZY Bluestone²



□ Metallic C3E Bernina Grey Amber Effect²



□ Metallic A90 Sophisto Grey Brilliant Effect²



□ Metallic 475 Black Sapphire²



□ Metallic C1M Phytonic Blue²

BMW INDIVIDUAL



□ BMW Individual special paintwork Brilliant White metallic²



□ BMW Individual special paintwork Frozen Brilliant White metallic²



□ BMW Individual special paintwork Pure metal Silver²



□ BMW Individual special paintwork Frozen Cashmere Silver metallic²




□ BMW Individual special paintwork Frozen Dark Silver²



□ BMW Individual C5E Alvite Grey metallic²




□ BMW Individual C3Z Tanzanite Blue metallic²



□ BMW Individual X1C Aventurine Red metallic²

M SPORT PACKAGE



□ Metallic 416 Carbon Black³

[Colour samples] These colour samples are intended as an initial guide to the colours and materials available for your BMW. However, experience has shown that printed versions of paint, upholstery and interior trim colours cannot in all cases faithfully

reproduce the appearance of the original colour. Please discuss your preferred colour choices with your BMW partner or in your dealership. There you can also see original samples and be assisted with special requests.

¹ Available as standard for the M Sport package.
² Also optionally available for the M Sport package.
³ Exclusively available for the M Sport package.

The availability of some equipment features and functions depends on engine variants or additional options. The market and production availability may vary. You can find detailed information about terms, standard and optional equipment at www.bmw.com or at your BMW Partner.


INTERIOR COLOURS.

Discover even more with the new BMW Brochures app. Available now, for your smartphone and tablet.

■ Standard equipment □ Optional equipment


CLOTH

Available with



■ Base model

Cloth 'Junction'
BYAT Anthracite




■ M Sport package

Cloth 'Rhombicle'/
Alcantara
HRAT Anthracite

LEATHER

Available with



□ Base model
□ Luxury Line
□ M Sport package

Leather 'Dakota'
LCFI Ivory White
exclusive stitching/
leather piping in
contrast




□ Base model
□ Luxury Line
□ M Sport package

Leather 'Dakota'
LCRO Cognac
exclusive stitching/
leather piping in
contrast




□ Base model
■ Luxury Line
□ M Sport package

Leather 'Dakota'
LCFK Black,
exclusive stitching/
leather piping in
contrast Black




□ M Sport package

Leather 'Dakota'
LCNL Black,
contrast stitching blue




□ Base model
□ Luxury Line
□ M Sport package

Leather 'Dakota'
LCSW Black*




□ Base model
□ Luxury Line
□ M Sport package

Exclusive leather
'Nappa'
LZFI Ivory White
with exclusive stitching/
leather piping in
contrast*



□ Base model
□ Luxury Line
□ M Sport package

Exclusive leather
'Nappa'
LZNI Mocha
exclusive stitching/
leather piping in
contrast*




□ Base model
□ Luxury Line
□ M Sport package

Exclusive leather
'Nappa'
LZFK Black
exclusive stitching/
leather piping in
contrast*

INTERIOR TRIM FINISHERS

Available with



■ Base model

Interior trim finishers
Oxide Silver dark matt
with highlight trim
finisher Pearl Chrome




□ Base model
□ Luxury Line
□ M Sport package

Interior trim finishers
Aluminium fine cutting
with highlight trim
finisher Pearl Chrome



■ M Sport package

Interior trim finishers
Aluminium Rhombicle
Smoke Grey with
highlight trim finisher
Pearl Chrome




□ Base model
□ Luxury Line

Interior trim finishers
black high-gloss with
highlight trim finisher
Pearl Chrome



□ Base model
□ Luxury Line
□ M Sport package

Fine-wood trim
'Fineline' Cove with
highlight trim finisher
Pearl Chrome




□ Base model
■ Luxury Line
□ M Sport package

Fine-wood trim
'Fineline' Ridge with
highlight trim finisher
Pearl Chrome



□ Base model
□ Luxury Line
□ M Sport package

Fine-wood trim
Ash Trunk open-pored
with highlight trim
finisher Pearl Chrome




□ Base model
□ Luxury Line
□ M Sport package

Fine-wood trim
poplar grain grey with
highlight trim finisher
Pearl Chrome


BMW INDIVIDUAL LEATHER

Available with




□ Base model
□ Luxury Line
□ M Sport package

BMW Individual
full leather trim
'Merino'
ZBFU Smoke White*



□ Base model
□ Luxury Line
□ M Sport package

BMW Individual
full leather trim
'Merino'
ZBCR Caramel*



□ Base model
□ Luxury Line
□ M Sport package

BMW Individual
full leather trim
'Merino'
ZBTQ Tartufo*


BMW INDIVIDUAL INTERIOR TRIM

Available with




□ Base model
□ Luxury Line
□ M Sport package

BMW Individual
fine-wood trim
Sen light brown with
highlight trim finisher
Pearl Chrome*



□ Base model
□ Luxury Line
□ M Sport package

BMW Individual
fine-wood trim
plum brown high-gloss
with highlight trim
finisher Pearl Chrome*



□ Base model
□ Luxury Line
□ M Sport package

BMW Individual
interior trim finishers
piano finish Black with
highlight trim finisher
Pearl Chrome*

Please note that even normal long- or short-term use can lead to unrecoverable upholstery damage. This can be caused in particular by non-colourfast clothing.

Please note that the interior colour depends on the selected upholstery colour.

* The availability of some equipment features and functions depends on engine variants or additional options. The market and production availability may vary.

You can find detailed information about terms, standard and optional equipment at www.bmw.com or at your BMW Partner.

WHEELS AND TYRES.

Discover even more with the new BMW Brochures app. Available now, for your smartphone and tablet.



□ 18" light alloy wheels Multi-spoke style 619, wheel size 8J x 18 with 245/45 R18 tyres.



□ 18" light alloy wheels W-spoke style 632 Reflex Silver, wheel size 8J x 18 with 245/45 R18 tyres.¹



□ 18" M light alloy wheels Double-spoke style 662 M Orbit Grey with mixed tyres, gloss-lathed, wheel size front 8J x 18 with 245/45 R18 tyres, wheel size rear 9J x 18 with 275/40 R18 tyres.²



□ 19" light alloy wheels Multi-spoke style 633 Reflex Silver, wheel size 8J x 19 with 245/40 R19 tyres.¹



□ 19" light alloy wheels V-spoke style 635 Orbit Grey with mixed tyres and run-flat tyres, gloss-lathed, wheel size front 8J x 19 with 245/40 R19 tyres, wheel size rear 9J x 19 with 275/35 R19 tyres.



□ 19" light alloy wheels W-spoke style 663 Ferric Grey with mixed tyres and run-flat tyres, gloss-lathed, wheel size front 8J x 19 with 245/40 R19 tyres, wheel size rear 9J x 19 with 275/35 R19 tyres.



□ 19" M light alloy wheels Y-spoke style 845 M Bicolour Jet Black with mixed tyres, gloss-lathed, wheel size front 8J x 19 with 245/40 R19 tyres, wheel size rear 9J x 19 with 275/35 R19 tyres.²



□ 19" M light alloy wheels Y-spoke style 845 M Jet Black with mixed tyres, wheel size front 8J x 19 with 245/40 R19 tyres, wheel size rear 9J x 19 with 275/35 R19 tyres.²



□ 20" M light alloy wheels Y-spoke style 846 M Bicolour Jet Black with mixed tyres and run-flat tyres, gloss-lathed, wheel size front 8J x 20 with 245/35 R20 tyres, wheel size rear 9J x 20 with 275/30 R20 tyres.²




□ 20" BMW Individual aerodynamic wheels 1001 I Jet Black 3D buffed with mixed tyres and run-flat tyres, gloss-lathed, wheel size front 8J x 20 with 245/35 R20 tyres, wheel size rear 9J x 20 with 275/30 R20 tyres.

ORIGINAL BMW ACCESSORIES AND BMW M PERFORMANCE PARTS.


■ Standard equipment □ Optional equipment ○ Accessories



○ The BMW Pro 2.0 rear bicycle rack is lightweight yet sturdy and can carry up to 60 kg. Exceptionally easy to use, it carries two bicycles or e-bikes (can be extended to accommodate three bicycles). Its tilt function also allows easy access to the luggage compartment at all times.



○ High-quality 18" M light alloy wheel Double-spoke style 662 M in Jet Black. TPMS winter complete wheel with run-flat tyre.



○ Like a filling station right in your own home: With the BMW Wallbox Plus, you can charge your BMW quickly, reliably and conveniently in a few hours. You also have the option to manage the use of the BMW Wallbox Plus with an access card.



○ Precisely fitted protection against moisture and dirt in the front footwell. The black design perfectly complements the interior.



○ Anti-slip, water-resistant, BMW fitted mat for protecting the luggage compartment from dirt and moisture. In Black with a stainless steel inlay with the number 5.




○ Show your style: the frame of the M Performance kidney grille is made of hand-crafted premium carbon fibre and the grille consist of extra sturdy plastic. A visual highlight at the front of the vehicle for an especially elegant, sporty and individual look.



○ The striking carbon-fibre M Performance exterior mirror caps highlight the vehicle's high-tech character, adding an individual athletic touch.



○ Gripping facts: The sport-style steering wheel with Alcantara-lined grip area provides excellent feel and grip for a more direct and responsive steering feel.



○ The high-quality 19" M Performance forged wheel Double-spoke style 786 M is designed in Jet Black matt with the colour M logo and milled M Performance lettering. TPMS winter complete rear wheel with run-flat tyre, wheel size 9J x 19, tyre size 275/35 R19 100V XL RSC.

¹ Only available in conjunction with Luxury Line.

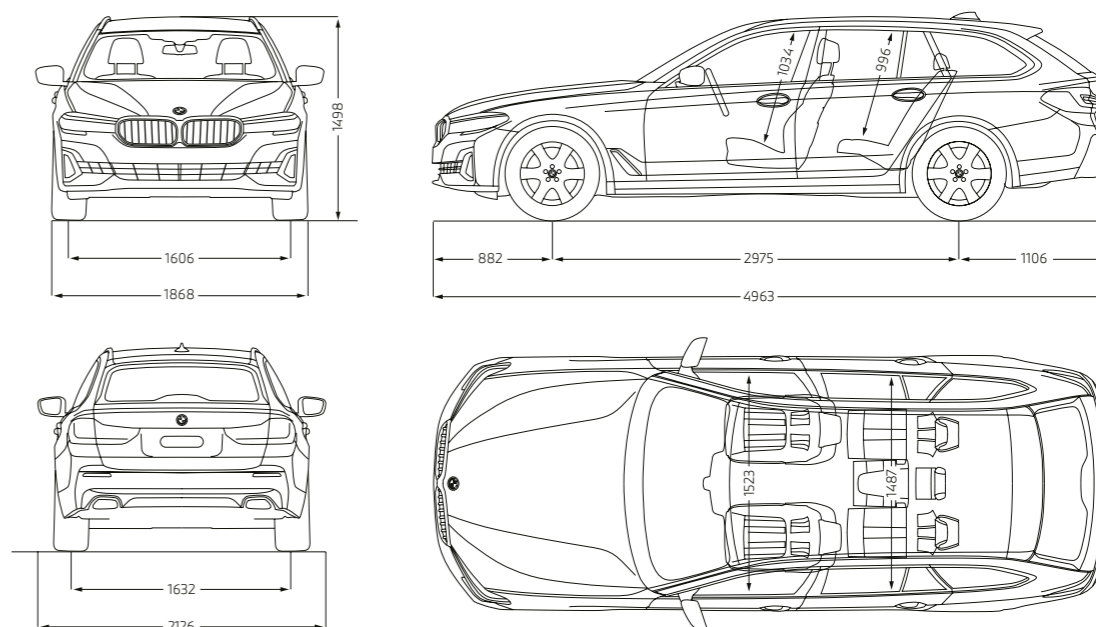
² Only available in conjunction with M Sport package.

Discover the wide range of innovative solutions available for the exterior and interior, communication and information, and for transportation and the luggage compartment. Your BMW Partner is on hand to advise you on the whole range of Original BMW Accessories and the BMW M Performance Parts product portfolio. For further information, please visit www.bmw.com

The availability of some equipment features and functions depends on engine variants or additional options. The market and production availability may vary. You can find detailed information about terms, standard and optional equipment at www.bmw.com or at your BMW Partner.

BMW 5 Series Touring		520i ⁹ with mild hybrid technology	530i ⁹ 530i xDrive ⁹ with mild hybrid technology	540i xDrive ⁹ with mild hybrid technology	518d ⁹ with mild hybrid technology	520d ⁹ 520d xDrive ⁹ with mild hybrid technology	530d ⁹ 530d xDrive ⁹ with mild hybrid technology	540d xDrive ⁹ with mild hybrid technology	530e ¹⁰ 530e xDrive ¹⁰
Weight									
Unladen weight EU (xDrive) ¹	kg	1790	1805 (1865)	(1925)	1830	1855 (1915)	1940 (2000)	(2000)	1975 ¹¹ (2035) ¹¹
Max. permissible weight (xDrive)	kg	2410	2425 (2490)	(2535)	2450	2470 (2530)	2550 (2610)	(2615)	2550 ¹¹ (2610) ¹¹
Permitted load (xDrive)	kg	695	695 (700)	(685)	695	690 (690)	685 (685)	(690)	650 ¹¹ (650) ¹¹
Permitted trailer load, unbraked (xDrive) ²	kg	750	750 (750)	(750)	750	750 (750)	750 (750)	(750)	750 ¹¹ (750) ¹¹
Permitted trailer load, braked, max. 12% gradient/max. 8% gradient (xDrive) ²	kg	2000/2000	2000/2000 (2000/2000)	(2000/2000)	2000/2000	2000/2000 (2000/2000)	2000/2000 (2000/2000)	(2000/2000)	1700/1700 ¹¹ (2000/2000) ¹¹
Luggage capacity	l	560-1700	560-1700	560-1700	560-1700	560-1700	560-1700	560-1700	- ¹¹
BMW TwinPower Turbo engine³									
Cylinders/valves	-	4/4	4/4	6/4	4/4	4/4	6/4	6/4	- ¹¹
Capacity	cm ³	1998	1998	2998	1995	1995	2993	2993	- ¹¹
Max. output/engine speed	kW (hp)/rpm	120-135 (163-184)/5000-6500	185 (252)/5200-6500	245 (333)/5500-6250	100-110 (136-150)/4000	120-140 (163-190)/4000	183-210 (249-286)/3250-4400	250 (340)/4400	135 (-)/- ¹¹
With mild hybrid technology	kW (hp)	+8 (11)	+8 (11)	+8 (11)	+8 (11)	+8 (11)	+8 (11)	+8 (11)	-
Max. torque/engine speed	Nm/rpm	290/1350-4250	350/1450-4800	450/1600-4800	350/1750-2500	400/1750-2500	650/1500-2500	700/1750-2250	420/- ¹¹
eDrive motor									
Max. output	kW (hp)	-	-	-	-	-	-	-	80 (-) ¹¹
Max. torque	Nm	-	-	-	-	-	-	-	- ¹¹
System output	kW (hp)	-	-	-	-	-	-	-	215 (-) ¹¹
System torque	Nm	-	-	-	-	-	-	-	420 ¹¹
Lithium-ion high-voltage battery									
Battery type/net battery capacity	kWh	-	-	-	-	-	-	-	Li-ion/TL ¹¹
Electric range/Maximum total range, combined ⁴	km	-	-	-	-	-	-	-	- ¹¹
Charging time (AC rapid charging with BMW Wallbox) ⁵	h	-	-	-	-	-	-	-	- ¹¹
Power transmission									
Type of drive (xDrive)	-	Rear-wheel	Rear-wheel (all-wheel)	(all-wheel)	Rear-wheel	Rear-wheel (all-wheel)	Rear-wheel (all-wheel)	(all-wheel)	Rear-wheel (all-wheel)
Standard transmission (xDrive)	-	8-speed Steptronic	8-speed Steptronic (8-speed Steptronic)	(8-speed Steptronic)	8-speed Steptronic	8-speed Steptronic (8-speed Steptronic)	8-speed Steptronic (8-speed Steptronic)	(8-speed Steptronic)	- ¹¹
Driving performance									
Top speed (xDrive)	km/h	225-217	250 ⁸ (250) ⁸	(250) ⁸	212-204	225-218 (222)	250 ⁸ (250) ⁸	(250) ⁸	225 ¹¹ (225) ¹¹
Top electric speed	km/h	-	-	-	-	-	-	-	140 ¹¹ (140) ¹¹
Acceleration 0-100 km/h (xDrive)	s	8.3-9.0	6.7 (6.6)	(5.2)	9.2-9.8	7.6-8.6 (7.6-7.7)	5.7-5.9 (5.6-5.8)	(4.8)	6.1 ¹¹ (6.1) ¹¹

		520i ⁹ with mild hybrid technology	530i ⁹ 530i xDrive ⁹ with mild hybrid technology	540i xDrive ⁹ with mild hybrid technology	518d ⁹ with mild hybrid technology	520d ⁹ 520d xDrive ⁹ with mild hybrid technology	530d ⁹ 530d xDrive ⁹ with mild hybrid technology	540d xDrive ⁹ with mild hybrid technology	530e ¹⁰ 530e xDrive ¹⁰
Consumption^{3, 6} - All engines conform to the EU6 standard									
Urban (xDrive)	l/100 km	6.7-7.0	6.8-7.0 (7.6-7.9)	(9.1-9.2)	4.9-4.7	4.9-5.1 (5.2-5.4)	5.9-6.1 (6.4-6.5)	(6.6-6.8)	- ¹¹
Extra-urban (xDrive)	l/100 km	4.8-5.0	4.8-5.1 (5.4-5.6)	(5.7-6.0)	3.8-4.0	3.9-4.2 (4.2-4.3)	4.0-4.2 (4.3-4.4)	(4.5-4.6)	- ¹¹
Combined (xDrive)	l/100 km	5.5-5.7	5.6-5.8 (6.2-6.4)	(7.0-7.1)	4.2-4.3	4.3-4.5 (4.6-4.7)	4.7-4.9 (5.1-5.2)	(5.3-5.4)	1.9-2.1 ¹¹ (2.1-2.3) ¹¹
Consumption range, combined ⁷	kWh/100 km	-	-	-	-	-	-	-	14.9-15.9 ¹¹ (15.9-16.9) ¹¹
Exhaust emissions standard (type-certified)	-	EU6d	EU6d	EU6d	EU6d	EU6d	EU6d	EU6d	EU6d
Combined CO ₂ emissions (xDrive)	g/km	126-131	127-133 (142-147)	(159-164)	109-114	113-119 (120-124)	123-128 (133-137)	(138-142)	43-47 ¹¹ (49-52) ¹¹
Tankinhalt, ca.	l	68	68	68	66	66	66	66	- ¹¹
Wheels/tyres									
Tyre dimensions		225/55 R17 Y	225/55 R17 Y	225/55 R17 Y	225/55 R17 Y	225/55 R17 Y	225/55 R17 Y	225/55 R17 Y	- ¹¹
Wheel size		75 J x 17	75 J x 17	75 J x 17	75 J x 17	75 J x 17	75 J x 17	75 J x 17	- ¹¹
Material		Light alloy	Light alloy	Light alloy	Light alloy	Light alloy	Light alloy	Light alloy	- ¹¹



All dimensions in the technical drawing are given in millimetres.

The figures for performance, fuel consumption and CO₂ emissions refer to vehicles with standard transmission.

- ¹ The EC unladen weight refers to a vehicle with standard equipment and does not include any optional extras. The unladen weight includes a 90% full tank and a driver weight of 75 kg. Optional equipment may affect the weight of the vehicle, the payload and the top speed if the selected equipment has an impact on the vehicle's aerodynamics.
- ² The actual total weight of the trailer must not exceed the maximum permitted trailer load, taking into account the maximum tow bar download.
- ³ Performance data of petrol engines apply to vehicles using RON 98 fuel. Fuel consumption data apply to vehicles using reference fuels in accordance with EU Regulation 2007/715. Unleaded RON 91 and higher with a maximum ethanol content of 10% (E10) may also be used. BMW recommends RON 95 super unleaded petrol.
- ⁴ Range depends on the equipment and various factors. In particular: personal driving style, route characteristics, exterior temperature, heating/air conditioning, pre-conditioning and the chosen equipment.
- ⁵ Dependent on the local electricity infrastructure. Charging time corresponds to a 100% charge to maximum capacity.
- ⁶ The data for fuel consumption, CO₂ emissions and energy consumption are determined in accordance with the measurements processes as defined by European Regulation (EU) 2007/715 in the applicable version. Data refer to a vehicle with base-level equipment in Germany, and the ranges account for differences according to the selected wheel and tyre size and the optional equipment and may change during the configuration process. Figures have been determined on the basis of the new WLTP test cycle and have been converted back into NEDC figures for comparability. [For these vehicles, values other than those specified here may apply for the assessment of taxes and other vehicle-related charges that are (also) based on CO₂ emissions.]
- ⁷ The combined energy consumption depends on the selected wheel and tyre sizes.
- ⁸ Electronically limited.
- ⁹ This engine version is not available in all countries. For further information, please contact your local BMW Partner.
- ¹⁰ Model expected to be available from 11/2020.
- ¹¹ Provisional figures; any missing figures were unavailable at the time of publication.



YOUR BMW BROCHURES APP.

DOWNLOAD NOW THE BMW BROCHURES APP FROM YOUR APP STORE AND DISCOVER DRIVING PLEASURE!

BMW 530e TOURING:

BMW TwinPower Turbo 4-cylinder petrol engine + eDrive electric motor, 215 kW (292 hp) system output, 18" light alloy wheels Double-spoke style 844, exterior colour in Sophisto Grey brilliant effect, BMW Laserlight, instrument panel in Sensatec, sport seats in leather 'Dakota' Ivory White exclusive stitching/leather piping in contrast Black, interior trim finishers Aluminium fine cutting with highlight trim finisher Pearl Chrome.

The models illustrated in this medium show the equipment and configuration options (standard and optional) for vehicles produced by BMW AG for the German market. Alterations in standard and optional equipment and the configurations available for the different models, as described in this medium, may occur after 04/29/2020, the editorial deadline for this medium, or according to the specific requirements of other markets. Your local BMW Partner is available to provide further details. Subject to change in design and equipment.

Of course, each vehicle is designed for economical recycling after its long-running life. You can find more information regarding your end-of-life vehicle on our website www.bmw.de/recycling. © BMW AG, Munich, Germany. Not to be reproduced wholly or in part without prior written permission of BMW AG, Munich.