

BMW 4 Series
Gran Coupé



Sheer
Driving Pleasure

www.bmw.com



THE BMW 4 SERIES GRAN COUPÉ.

BMW EFFICIENTDYNAMICS.
LESS EMISSIONS. MORE DRIVING PLEASURE.

International version. Please contact your local dealer for country specific information.



BMW stands for sheer driving pleasure. And the best thing about it is that each person can experience it in their own way. Discover the amazing diversity at www.bmw.com/BMWstories

GET MORE FROM YOUR BROCHURE.

Films, image galleries and much more – discover exciting digital content on every page with a QR code.



Simply download a QR code reader in the app store for your operating system. Launch your QR code reader and hover above the QR code with your smartphone or tablet.



You can also discover everything about the BMW 4 Series Gran Coupé in a digital brochure. Simply download the Brochures app for your device and select the desired model.

Internet use, depending on your mobile contract, may incur costs.



THE BMW 4 SERIES GRAN COUPÉ. A NEW ERA OF AESTHETICS.

THE MODEL SHOWN.

- 04 BMW 435i GRAN COUPÉ WITH M SPORT PACKAGE:** BMW TwinPower Turbo six-cylinder in-line petrol engine, 225kW (306hp), 19" M light alloy wheels Double-spoke style 442 M, Carbon Black metallic paint finish, Dakota leather seats in Ivory White, Fine Brushed Aluminium interior trim with high-gloss Black accent line.

For further information about fuel consumption and CO₂ emissions see pages 481/49 or consult your BMW partner.

INNOVATIONS AND TECHNOLOGY.

- 18 BMW TWIN POWER TURBO ENGINES:** At the heart of BMW EfficientDynamics.
- 20 BMW EFFICIENT DYNAMICS:** Making fuel saving fun.
- 22 BMW CONNECTED DRIVE:** Services & Apps and Driver Assistance.
- 24 CHASSIS:** Innovative systems for more driving pleasure.
- 26 SAFETY:** Advanced technology at your service.

INDIVIDUALITY AND ADAPTABILITY.

- 30 EQUIPMENT:** BMW Lines, M Sport package and BMW Individual, equipment highlights, wheels and tyres and Original BMW Accessories.
- 44 COLOURS:** Exterior and interior colours.
- 48 TECHNICAL DATA:** Weight, engine, transmission, performance, fuel consumption, wheels and dimensioned drawings.
- 50 BMW SERVICE:** BMW Service, BMW Financial Services and the BMW experience.

THE CENTRE OF ATTENTION.

The BMW 4 Series Gran Coupé combines exceptional charisma and elegance with absolute everyday usability. As a four-door coupé, it is a dynamic marriage of opposites – with a beautiful design that captivates the eye again and again. Discover a new era of aesthetics. Discover the BMW 4 Series Gran Coupé.



SEE ALL THE HIGHLIGHTS
IN A SHORT VIDEO.





**BUILT FOR
ADMIRING GLANCES.**



The broad, muscular rear communicates clear sporting intent. The flowing coupé silhouette of the BMW 4 Series Gran Coupé immediately makes it stand out from the crowd. Every time you look at it the impression is the same: this is a car that looks good from any angle.



ONCE YOU'VE
SAT DOWN
YOU WON'T WANT
TO GET OUT.



Everything in the interior of the BMW 4 Series Gran Coupé is adapted to your needs. Each control element is ergonomically oriented towards the driver. Every surface delights the eye and touch. The flowing interior trim lines extend from the instrument panel to the doors and all the way to the rear cabin, while the frameless doors make the interior appear even bigger and more distinguished. It's an enjoyment that can be shared: the rear seats accommodate up to three people.

STUNNING LOOKS.
GREAT PRACTICALITY.



Looks great, is practical in everyday use, and impresses you afresh every day – for example with its large single-piece tailgate, which comes with an automatic opening and closing function as standard.





**TO SUM UP:
IT'S A REAL BMW.**



This vehicle simply has everything – including that certain something. Its dynamic lines, clever functionality and fascinating driving performance create an attraction that no one can escape. Open the door and get in!



INNOVATIONS AND TECHNOLOGY.

BMW TWIN POWER TURBO ENGINES: At the heart of BMW EfficientDynamics.

BMW EFFICIENT DYNAMICS: Making fuel saving fun.

BMW CONNECTED DRIVE: Services & Apps and Driver Assistance.

CHASSIS: Innovative systems for more driving pleasure.

SAFETY: Advanced technology at your service.




BMW TwinPower Turbo engines. At the heart of BMW EfficientDynamics.

Thanks to BMW TwinPower Turbo technology, the innovative new generation of BMW petrol and diesel engines from the BMW EfficientDynamics engine family can achieve agile performance and excellent responsiveness even at low rpms, while at the same time featuring exceptionally low fuel consumption and emissions. Increased efficiency and optimal dynamics guarantee noticeably more intense driving pleasure.



BMW TWIN POWER TURBO SIX-CYLINDER IN-LINE DIESEL ENGINE 430d.

The absolute highlight in the BMW 4 Series Gran Coupé is the **multi-award-winning BMW 430d**. It's considered the global benchmark for dynamic power delivery and impressive efficiency. Its proven technology concept is used in nearly all BMW diesel engines. These new-generation engines ensure maximum driving pleasure while consuming less fuel and generating fewer emissions than their predecessors. Together with the optional **eight-speed Steptronic sport transmission**, they enable everything from comfortable cruising to very dynamic driving.



BMW 435d xDrive¹.

- BMW TwinPower Turbo six-cylinder in-line diesel engine with 230kW (313hp) and 630Nm of torque
- 0–100km/h: 4.8sec; top speed: 250km/h (electronically limited)
- Combined fuel consumption: 5.6–5.7 litres/100km²
- CO₂ emissions: 146–150g/km²

BMW 435i/435i xDrive.

- BMW TwinPower Turbo six-cylinder in-line petrol engine with 225kW (306hp) and 400Nm of torque
- 0–100km/h: 5.5sec (435i xDrive: 5.3sec); top speed: 250km/h (electronically limited)
- Combined fuel consumption: 8.1–8.3 litres/100km² (435i xDrive: 8.3–8.5 litres/100km²)
- CO₂ emissions: 189–193g/km² (435i xDrive: 194–198g/km²)

BMW 430d¹/430d xDrive¹.

- BMW TwinPower Turbo six-cylinder in-line diesel engine with 190kW (258hp) and 560Nm of torque
- 0–100km/h: 5.6sec (430d xDrive: 5.3sec); top speed: 250km/h (electronically limited)
- Combined fuel consumption: 5.1–5.3 litres/100km² (430d xDrive: 5.3–5.5 litres/100km²)
- CO₂ emissions: 134–139g/km² (430d xDrive: 140–145g/km²)

BMW 428i/428i xDrive.

- BMW TwinPower Turbo four-cylinder petrol engine with 180kW (245hp) and 350Nm of torque
- 0–100km/h: 6.1sec (428i xDrive: 5.8sec); top speed: 250km/h (electronically limited)
- Combined fuel consumption: 6.6–6.7 litres/100km² (428i xDrive: 6.8–7.0 litres/100km²)
- CO₂ emissions: 154–156g/km² (428i xDrive: 159–163g/km²)

BMW 420d/420d xDrive.

- BMW TwinPower Turbo four-cylinder diesel engine with 140kW (190hp) and 400Nm of torque
- 0–100km/h: 7.5sec (420d xDrive: 7.6sec); top speed: 240km/h (420d xDrive: 235km/h)
- Combined fuel consumption: 4.2–4.5 litres/100km² (420d xDrive: 4.6–4.9 litres/100km²)
- CO₂ emissions: 111–119g/km² (420d xDrive: 121–129g/km²)

BMW 420i/420i xDrive.

- BMW TwinPower Turbo four-cylinder petrol engine with 135kW (184hp) and 270Nm of torque
- 0–100km/h: 7.5sec (420i xDrive: 7.8sec); top speed: 236km/h (420i xDrive: 233km/h)
- Combined fuel consumption: 6.4–6.6 litres/100km² (420i xDrive: 6.9–7.1 litres/100km²)
- CO₂ emissions: 149–153g/km² (420i xDrive: 161–164g/km²)

BMW 418d.

- BMW TwinPower Turbo four-cylinder diesel engine with 110kW (150hp) and 320Nm of torque
- 0–100km/h: 9.0sec; top speed: 213km/h
- Combined fuel consumption: 4.3–4.5 litres/100 km²
- CO₂ emissions: 114–118g/km²


BMW EFFICIENTDYNAMICS.
LESS EMISSIONS. MORE DRIVING PLEASURE.

¹ Comes with eight-speed Steptronic transmission as standard.
² Fuel consumption and CO₂ emissions are dependent on the selected wheel and tyre size. For further information see p. 48/49 or consult your BMW partner.
The quoted performance, fuel consumption and CO₂ emissions figures are for vehicles with standard transmission.

BMW EfficientDynamics

Less emissions. More driving pleasure.

Whether the goal is maximum performance or minimum fuel consumption – for BMW, the focus is always on delivering quintessential BMW driving pleasure. BMW EfficientDynamics is the strategy developed by BMW to minimise fuel consumption and CO₂ emissions while simultaneously increasing dynamics and driving pleasure. It is a comprehensive technology package that encompasses the engine, energy management and the vehicle concept – and is standard in every BMW.



OPTIMISED AERODYNAMICS FOR OUTSTANDING EFFICIENCY.

Every BMW boasts excellent air resistance figures, thanks to a range of aerodynamic elements that complement each other perfectly. This in turn has a positive effect on efficiency and fuel consumption. These elements include a flat undercarriage cover and aerodynamically optimised exterior mirrors.



ENGINES.

The BMW TwinPower Turbo technology concept is used in all BMW **petrol engines**. Innovative turbocharger technology combined with High Precision Injection and the fully variable Valvetronic valve control system including Double-VANOS all improve performance, provide exceptional responsiveness even at low engine speeds and help to reduce fuel consumption.

The BMW TwinPower Turbo technology in the **diesel engines** combines the latest fuel injection technologies and fully variable turbine geometry with innovative turbocharger technology for enhanced efficiency and a more dynamic performance. All available engines feature a lightweight aluminium design and come with a maintenance-free particle filter.

OVERALL CONCEPT.

The BMW intelligent lightweight construction concept involves deploying the right material in the right place, because every material has its specific strengths. This philosophy, also called **BMW EfficientLightweight**, is an integral part of BMW EfficientDynamics today, and included as standard in every BMW.

ENERGY MANAGEMENT.

The **ECO PRO Mode** helps drivers reduce their fuel consumption by up to 20 per cent¹, depending on their driving style. Another 5 per cent can be saved by using the coasting function (only with the eight-speed Steptronic transmission), the Route-Ahead Assistant (only with Navigation System Professional) or ECO PRO Route (only with Navigation System Professional or Business).

Based on data from the navigation system, the **Route-Ahead Assistant** recognises curves, built-up areas, speed limits and motorway exits, and gives the driver tips in advance about when to stop accelerating.

The **coasting function** disconnects the drive train from the engine and the car coasts without the engine running. This happens when the driver is travelling at speeds between 50 and 160km/h and takes their foot off the accelerator but doesn't brake, and the Route-Ahead Assistant doesn't foresee a need to adjust the speed.

The **Automatic Start/Stop function** switches off the engine when the vehicle comes to a temporary standstill (e.g. at traffic lights or in a traffic jam) to further reduce overall fuel consumption. When the driver presses down on the clutch (manual transmission) or takes his or her foot off the brake (Steptronic transmission), the engine automatically starts up again in a fraction of a second.

Brake Energy Regeneration means that the alternator normally only generates electricity when the driver takes his or her foot off the accelerator or brakes – making productive use of excess kinetic energy to feed the battery.

¹ Determined in a BMW in-house fuel consumption study, dependent on individual driving style.

BMW ConnectedDrive

So connected, you're free.

Our world is becoming more closely connected every day. And for BMW drivers it goes without saying that they can request information, communicate via telephone or email and always be up to date – all while they're on the go. The BMW ConnectedDrive¹ concept encompasses all the services and innovative technologies that link BMW vehicles and their passengers to the outside world and surrounding traffic.



The **BMW ConnectedDrive Services*** option provides the driver with a wide range of information, entertainment and service features on the road.

It also includes BMW Online, which enables you to access current, localised information such as weather, news and an online search powered by Google™, as well as various office functions. You can also combine individual services and features such as webcams, fuel price info, parking information, travel and hotel guides in the "Applications" menu.

The secure and comfortable use of selected smartphone applications is also included for an unlimited period of time. The ConnectedDrive Services option also includes access to the **BMW ConnectedDrive Store**, in which services and apps can be booked, extended and selected according to individual needs, at any time and from any place. The ConnectedDrive Services option also offers much more to make each journey in a BMW into a real experience.

BMW ConnectedDrive with its intelligent services and assistance systems is ready with all the right equipment. **BMW ConnectedDrive Services & Apps** offer more freedom by providing versatile connections between the driver, vehicle and the outside world. **BMW ConnectedDrive Driver Assistance systems** make driving a BMW safer and more comfortable. And intelligent systems make life easy for the driver and minimise the dangers of traffic.



Always see where you're going. The full-colour BMW Head-Up Display² projects relevant driving information directly into the driver's line of vision, allowing him or her to fully concentrate on driving. The display includes data such as the current speed and – depending on the equipment – navigation tips, Speed Limit Info incl. no-overtaking indicator, telephone and entertainment lists, along with information and warnings from the various driver assistance systems.



The optional **Concierge Services*** connect the driver to a BMW Call Centre agent at the push of a button. The agent can locate a particular restaurant, the nearest cash dispenser or an emergency pharmacy and send the address details directly to the car's navigation system.

Music to go. With Online Entertainment, a flat-rate account can be opened with any BMW music partner, for example with Napster, which can also be used with any other device supported by the provider. That means unlimited access to millions of tracks.


* May not be available in all countries. Please consult your BMW partner.
¹ For further information on BMW ConnectedDrive please visit www.bmw.com/ConnectedDrive

² The display is not fully visible with polarised sunglasses. The contents shown by the Head-Up Display depend on equipment. Further optional equipment is required for additional displays.

The images shown here are equipment examples. Features are individually specific to every BMW. Depending on the model, the Control Display and presentation of content may differ.

Chassis. A solid foundation for superior driving dynamics.

The BMW 4 Series Gran Coupé contains a whole host of innovative technologies to help you get the most out of each drive. Many of these systems are intelligently linked with each other. Their interaction ensures that you can enjoy maximum driving pleasure, in maximum safety – on every straight, in every corner, every second of your drive.



THE INTELLIGENT BMW xDRIVE FOUR-WHEEL DRIVE SYSTEM.

The intelligent BMW xDrive four-wheel drive system adapts perfectly to even the most challenging road surface conditions, ensuring outstanding traction at all times. With xDrive and Dynamic Stability Control (DSC), the vehicle remains directionally stable and on track. Split second response times allow xDrive to distribute drive power flexibly between the two axes for optimum grip. In this way, xDrive combines the advantages of all-wheel drive – traction, directional stability and safety – with classic BMW agility.



The **Adaptive M suspension** is set ten millimetres lower, further increasing the vehicle's full dynamic potential. The driver can adjust the driving characteristics via the Driving Experience Control to enable whichever driving style is most appealing at the time – from comfortable to extremely athletic. Whichever setting is chosen, the Adaptive M suspension's electrically controlled dampers calibrate to suit the road conditions within fractions of a second. The system also uses numerous sensors that measure wheel vibrations, as well as vehicle speed, in order to achieve optimal damping and vehicle safety. COMFORT mode can be selected for relaxed travelling. SPORT mode enables a distinctly athletic suspension setting with noticeably tighter damper settings. For extremely dynamic driving, SPORT+ mode is the best choice: the DTC function (Dynamic Traction Control) is activated, which allows more wheel-slip on the drive wheels, for athletic driving that pushes the limits of the car's dynamics. However, the DSC function is not completely disabled; rather it intervenes much later – within the limits of what is physically possible and safe – in order to stabilise the vehicle.

The optional **Variable Sport Steering** with Servotronic enables direct and agile handling combined with reduced steering effort. It varies the steering ratio as a function of the steering angle, independently of the current vehicle speed. This enhances agility and handling when using a sporty driving style and increases comfort when parking or turning off.

Driving Experience Control, included as standard, lets the driver choose between the standard COMFORT mode, the ECO PRO mode, geared towards efficiency, and the SPORT mode, which enables even more dynamic driving. The ECO PRO mode adjusts the responses of the accelerator pedal and transmission as well as the heating/air conditioning settings to suit the driving situation.

The optional **eight-speed Steptronic sport transmission with gearshift paddles** adapts to suit the driver's individual driving style. Its range is perfect for everything from comfortable cruising through to a very dynamic driving style. In SPORT mode, the gearshifts are configured for maximum performance. It is also possible to change gears manually by using the gear selector lever or the steering wheel gearshift paddles.

Safety.

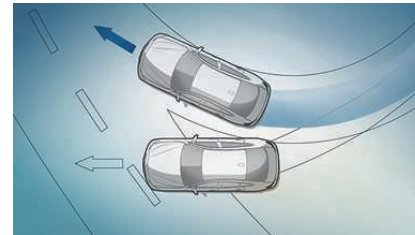
Unparalleled safety with the latest BMW technology.

The BMW 4 Series Gran Coupé features advanced technologies on which you can rely. Impressive driving characteristics and innovative equipment come as standard. As a driver, you will be aided by state-of-the-art technology able to give you maximum support in any situation, making you feel safe no matter what condition the roads are in.

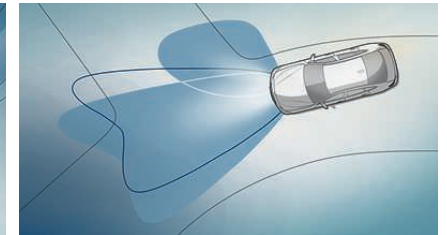


INNOVATIONS FOR MAXIMUM SAFETY.


The BMW 4 Series Gran Coupé proves that elegance and safety go perfectly together. Advanced technology makes every drive comfortable and safe. The optional Adaptive Headlights with variable light distribution respond to your steering wheel movements, for a better view of the bend ahead. Or take the optional High-Beam Assistant: you can just keep it turned on permanently and focus on driving – the system will switch to high beam and low beam automatically, without dazzling oncoming drivers.



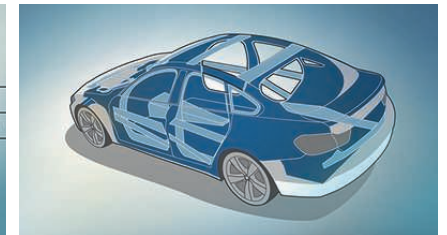
■ **Dynamic Stability Control (DSC)** permanently monitors the vehicle's status, optimising directional stability and traction.



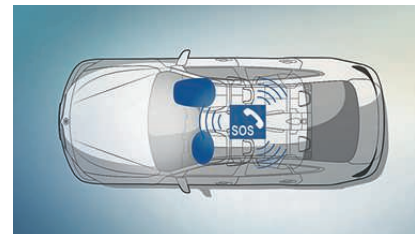
□ **Adaptive Headlights** with variable city and motorway light distribution for optimal illumination of the road ahead.



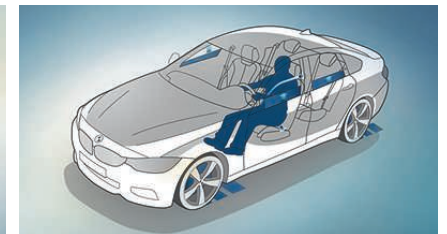
□ **BMW Selective Beam** (the BMW anti-dazzle high-beam assistant, only available with Adaptive LED Headlights or Adaptive Headlights) detects other road users and selectively excludes them from the high-beam headlight distribution.



■ **Passenger cell** optimises passive safety in the event of a crash with its specialised system of beams and nodal connections as well as high-strength materials.



□ **Intelligent emergency call*** automatically establishes a connection with the nearest rescue coordination centre through the BMW call centre whenever needed – without the use of a mobile phone.



□ **Active Protection** is BMW's preventive passenger protection system. It triggers precautionary measures in potentially dangerous situations and brakes the vehicle after an accident has occurred.



INDIVIDUALITY AND ADAPTABILITY.

EQUIPMENT: BMW Lines, M Sport package and BMW Individual, equipment highlights, wheels and tyres and Original BMW Accessories.

COLOURS: Exterior and interior colours.

TECHNICAL DATA: Weight, engine, transmission, performance, fuel consumption, wheels and dimensioned drawings.

BMW SERVICE: BMW Service, BMW Financial Services and the BMW experience.



BASE MODEL.



[01 | 05] The BMW 4 Series Gran Coupé in the optional Glacier Silver metallic exterior colour, with the optional 18" light alloy wheels V-spoke style 398. **[02]** The B-pillar in high-gloss Black makes for an elegant look. **[03]** The doors with frameless windows emphasise the car's elegant, coupé-style appearance. **[04]** Sport leather steering wheel, black, with three spokes, multifunction buttons and chrome inlay.

[06] 17" light alloy wheels star-spoke style 394, 7.5 J x 17 with 225/50 R 17 tyres. **[07]** The luggage compartment has an electrically operated tailgate and a capacity ranging from 480 to 1,300 litres. The 40/60-split rear seat bench ensures exceptional everyday versatility. **[08]** Xenon headlights include a headlight washer system, accent lights, automatic headlight range control, parking lights, side lights and daytime running lights.

LUXURY LINE.

Luxury Line interior equipment features:

- Door sill finishers in aluminium with "BMW" lettering
- Saddle Brown Dakota leather upholstery with exclusive stitching, alternatively Veneto Beige Dakota leather upholstery with exclusive stitching; other upholstery options available
- Car key with Pearl-Gloss Chrome detailing
- Air conditioning and radio control unit with Pearl-Gloss Chrome detailing
- Centre console trim in high-gloss Black with exclusive chrome detailing
- Seat heating for driver and front passenger
- Finition Anthracite fine-wood trim with Pearl-Gloss Chrome accent line or Burled Walnut fine-wood trim with Pearl-Gloss Chrome accent line, accent lines extend to the doors; other interior trims available
- Orangered or white variable Ambient light
- B-pillar illumination
- Lights package
- 2-zone automatic air conditioning with extended features

Luxury Line exterior equipment features:

- BMW kidney grille featuring eleven slats with high-gloss Chrome fronts
- Front bumper with specific design elements in high-gloss Chrome
- 18" light alloy wheels Multi-spoke style 416
- 19" light alloy wheels Multi-spoke style 399 with mixed tyres; other wheels available
- "Luxury Line" lettering on the side
- Air Breather in high-gloss Chrome, alternatively in body colour
- Side window frames and window recess finishers in high-gloss Chrome
- Rear bumper with specific design elements in high-gloss Chrome
- Tailpipe trim in high-gloss Chrome

BMW Individual:

The Luxury Line can be perfectly complemented with equipment from the BMW Individual range (see page 36/37).

01 □



02 □



03 ■



04 ■



05 □



[01] The BMW 4 Series Gran Coupé with Luxury Line in the optional Jatoba metallic exterior colour. **[02]** The controls for the radio and the optional automatic air conditioning with two-zone control come with chrome surrounds. The optional Burled Walnut fine-wood trim with inlays adds further luxurious accents. **[03]** The Dakota leather upholstery in Saddle Brown with exclusive stitching and the lower part of the instrument panel in Saddle Brown adds premium appeal to the interior. **[04]** 18" light alloy wheels Multi-spoke style 416, gloss-lathed, 8 J x 18 with 225/45 R 18 tyres. **[05]** The optional 19" light alloy wheels Multi-spoke style 399 with mixed tyres, front 8 J x 19 with 225/40 R 19 tyres, rear 8.5 J x 19 with 255/35 R 19 tyres.

SPORT LINE.

■ Standard equipment □ Optional equipment

Sport Line interior equipment features:

- Door sill finishers in aluminium with "BMW" lettering
- Sport seats in Anthracite Track cloth with red or grey highlights
- Sport seats in Black Dakota leather with red highlights; other upholstery options available
- Sport leather steering wheel with red or black contrast stitching
- Car key with red detailing
- Instrument cluster featuring speedometer and rev counter with chronoscapes and contrast rings in red
- Air conditioning and radio control unit with Chrome detailing
- Centre console trim in high-gloss Black
- High-gloss Black interior trim with matt Coral Red accent line¹
- Fine Brushed Aluminium interior trim with high-gloss Black accent line¹; other interior trims available
- Orangered or white variable Ambient light
- Driving Experience Control with additional SPORT+ mode
- Lights package
- 2-zone automatic air conditioning with extended features

Sport Line exterior equipment features:

- BMW kidney grille featuring nine exclusively designed slats with high-gloss Black fronts
- Front bumper with specific design elements in high-gloss Black
- 18" light alloy wheels Double-spoke style 397 in bi-colour Ferric Grey
- 19" light alloy wheels Star-spoke style 407 bi-colour with mixed tyres; other wheels available
- "Sport Line" lettering on the side
- Exterior mirror caps in high-gloss Black or alternatively in body colour
- Air Breather in high-gloss Black or alternatively in body colour
- Side window frames and window recess finishers in matt Black
- Rear bumper with specific design elements

BMW Individual:

The Sport Line can be perfectly complemented with equipment from the BMW Individual range (see page 36/37).

01 □



02 □



03 ■



04 ■



05 □



[01] The BMW 4 Series Gran Coupé with Sport Line in the optional Glacier Silver metallic exterior colour. **[02]** The cockpit featuring the Sport leather steering wheel and the optional Fine Brushed Aluminium interior trim with high-gloss Black accent line creates a sporty and elegant ambience. **[03]** The sport seats provide excellent support. The optional Coral Red Dakota leather upholstery with black highlights and the lower part of the instrument panel in Coral Red emphasises the sporty character of this Line. **[04]** 18" light alloy wheels Double-spoke style 397 in bi-colour Ferric Grey, gloss-lathed, 8 J x 18 with 225/45 R 18 tyres. **[05]** The optional 19" light alloy wheels Star-spoke style 407 with mixed tyres, 8 J x 19 with 225/40 R 19 tyres at the front, 8.5 J x 19 with 255/35 R 19 tyres at the rear.

¹ Accent lines extend to the doors.

M SPORT PACKAGE.

powered by 

■ Standard equipment □ Optional equipment

M Sport package interior equipment features:

- M door sill finishers and M driver's footrest¹
- Sport seats for driver and front passenger in Hexagon Anthracite cloth/
Alcantara upholstery with exclusive M looks
- Sport seats for driver and front passenger in Saddle Brown Dakota leather;
other upholstery options available
- M leather steering wheel with multifunction buttons
- BMW Individual headliner in Anthracite
- Instrument cluster featuring speedometer and rev counter with
chronoscales and contrast rings in red
- Air conditioning and radio control unit with Chrome detailing
- Centre console trim in high-gloss Black
- Aluminium Hexagon interior trim with matt Blue accent line or Fine
Brushed Aluminium interior trim with high-gloss Black accent line, accent
lines extend to the doors; other interior trims available
- Shortened gear lever (only in conjunction with six-speed manual
transmission) with "M" logo
- Driving Experience Control with additional SPORT+ mode
- Orange or cold white variable Ambient light
- Car key with blue detailing
- Lights package
- 2-zone automatic air conditioning with extended features

M Sport package exterior equipment features:

- M Aerodynamics package with front apron, side sills and rear apron
with diffuser insert in Dark Shadow metallic
- BMW kidney grille featuring nine exclusively designed slats with
high-gloss Black fronts
- Fog lights
- 18" M light alloy wheels Star-spoke style 400 M with mixed tyres
- 18" M light alloy wheels Double-spoke style 441 M in Ferric Grey metallic,
19" M light alloy wheels Double-spoke style 442 M with mixed tyres,
19" M light alloy wheels Double-spoke style 442 M in bi-colour Orbit Grey
metallic or 19" M light alloy wheels Star-spoke style 403 M with mixed tyres
- M Sport suspension² or standard suspension
- Adaptive suspension
- M Sport brakes
- BMW Individual High-Gloss Shadow Line
- "M" logo on the side
- Exterior mirror caps in body colour
- Tailpipe trim in high-gloss Chrome
- Exclusive Estoril Blue metallic paint finish or alternatively Carbon Black
metallic; other exterior colours available
- Air Breather in high-gloss Black, in satin-finish Aluminium or in body colour

02 □



[01] The M leather steering wheel with multifunction buttons and contoured thumb rests enables precise vehicle control. The optional Fine Brushed Aluminium interior trim with high-gloss Black accent line complements the sporty ambience.



[02] The BMW 4 Series Gran Coupé with M Sport package in the optional Estoril Blue metallic exterior colour and with optional 19" M light alloy wheels Double-spoke style 442 M in bi-colour Ferric Grey, gloss-lathed, with mixed tyres. **[03]** 18" M light alloy wheels Double-spoke style 400 M with mixed runflat tyres, 8 J x 18 with 225/45 R 18 tyres at the front, 8.5 J x 18 with 255/40 R 18 tyres at the rear. **[04]** The sport seats with Hexagon Anthracite cloth/Alcantara upholstery with M stitching and blue highlights create a powerful look. **[05]** Optional 19" M light alloy wheels Star-spoke style 403 M in bi-colour Ferric Grey, gloss-lathed, with mixed tyres, 8 J x 19 with 225/40 R 19 tyres at the front, 8.5 J x 19 with 255/35 R 19 tyres at the rear.

¹ Not available in combination with Veneto Beige Dakota leather.

² Not available for models with xDrive.

BMW Individual

The expression of personality.



BMW Individual paint finish in Moonstone metallic.



The BMW Individual 4 Series Gran Coupé. More room for your ideas.

□ Make your highest standards a reality: Inspired by the light of the moon, the BMW Individual paint finish Moonstone metallic bathes the BMW 4 Series Gran Coupé in glimmering tones of silver. And, depending on the fall of the light, the finest pigmentation shimmers from silver to golden yellow through to a greyish blue.

More room for free expression: The BMW Individual fine-grain Merino leather Nutmeg clothes the generously proportioned interior in pure luxury. The velvet-soft, pristine surfaces make the high quality tangible, while the delicately worked piping and stitching reveal both outstanding craftsmanship and a passion for detail. The BMW Individual fine-wood trim Ash Grain White adds a note of added sophistication and, together with the leather-covered instrument panel, perfectly rounds off the exclusive interior ambience.



BMW Individual fine-wood trim in Ash Grain White.



BMW Individual extended fine-grain Merino leather in Nutmeg with fine-wood trim in Ash Grain White and leather-covered instrument panel.



EXPERIENCE BMW INDIVIDUAL INTERACTIVE.
WITH THE BMW INDIVIDUAL IPAD APP.

□ Optional equipment

EQUIPMENT HIGHLIGHTS.

■ Standard equipment □ Optional equipment



01 The Air Breathers control the airflow along the front wheels, reducing drag, fuel consumption and CO₂ emissions. Image shows Air Breather in high-gloss Black.¹ **02** The Adaptive LED Headlights come with additional features such as an accent light, low-beam and high-beam functions, the anti-dazzle High-Beam Assistant, LED fog lights and cornering lights. **03** Active Cruise Control with Stop&Go function includes distance and speed control, slowing the vehicle to a stop if required.² **04** Twin exhaust tailpipes on the left with chrome trim.³ **05** The electronic glass roof allows airflow to be regulated, creating a pleasant in-car climate. The integrated wind deflector guarantees a high level of acoustic comfort. **06** BMW Individual High-Gloss Shadow Line includes the window frame trim, window recess finishers, exterior mirror frames, mirror triangles and Air Breathers.



07 The M leather steering wheel features multifunction buttons, more pronounced thumb rests and a thicker rim for a better grip. **08** The sport seats⁴ for driver and front passenger: optimal support thanks to adjustable backrest width and angle, thigh support, seat height, seat angle and lengthways position. **09** BMW Individual leather steering wheel in Sport leather steering wheel design with superior quality leather and thicker wheel rim. **10** The Driving Experience Control lets the driver choose between the standard COMFORT mode, the ECO PRO mode, geared towards efficiency, the SPORT mode and the SPORT+ mode.⁵ **11** The iDrive Touch Controller (part of Navigation System Professional): intuitive control via the iDrive Controller touchpad. **12** Two cup holders at the front and back, as well as bottle holders in the front doors – for a variety of storage options. **13** Thanks to its tightly spaced gear ratios and fast engine speed transitions, the eight-speed Steptronic transmission⁶ ensures greater driving comfort, smoother gear shifts and reduced fuel consumption.

¹ Standard in conjunction with Sport Line, M Sport package or BMW Individual High-Gloss Shadow Line.

² Standard on 420d, 420d xDrive, 428i, 428i xDrive, 430d, 430d xDrive, 435d xDrive.


³ Standard on 435i, 435i xDrive, 435d xDrive.

⁴ SPORT+ mode only available with eight-speed Steptronic Sport transmission, Variable Sport Steering, Adaptive M suspension, M Sport package or Sport Line.

⁵ Standard on 430d, 430d xDrive, 435d xDrive.

EQUIPMENT HIGHLIGHTS.

■ Standard equipment □ Optional equipment



[01] The full-colour BMW Head-Up Display¹ projects relevant driving information directly into the driver's line of vision. **[02]** Navigation System Professional²* with hands-free kit, LCD colour display, 20GB of memory and three-dimensional map presentation. **[03]** Navigation system Business* with iDrive Controller and a built-in 6.5" LCD colour display, incl. Radio Professional with CD drive. **[04]** The Parking assistant makes parking parallel and perpendicular to the road easier. It does the steering while the driver remains in control of the accelerator and brakes. **[05]** The Rear View camera shows the area behind the car on the Control Display. Interactive track lines and obstacle markers assist the driver. **[06]** The automatic air conditioning with two-zone control includes Automatic Air Recirculation (AAR) with an active carbon filter, as well as fogging and solar sensors. (Shown here with Luxury Line.)

[07] The storage package includes for example a folding compartment, storage net, two 12V sockets, multipurpose hooks, tensoring strap, floor net and storage tray. **[08]** The electric single-piece tailgate enables convenient loading. The height of the tailgate's open position is freely adjustable. **[09]** BMW Individual instrument panel with leather upholstery³ (XT1): the upper section is upholstered in Walknappa leather in the same colour as the interior and the lower section features BMW Individual fine-grain Merino leather in the upholstery colour. Upper arm trim panels without leather upholstery. **[10]** BMW Individual instrument panel with leather upholstery (4M5), with Black Walknappa leather top and bottom.⁴ Upper arm trim panels without leather upholstery. **[11]** Harman Kardon Surround Sound System with 600-watt digital amplifier, 9 channels, vehicle-specific equalizer and 16 loudspeakers including centre speaker. **[12]** The through-loading system includes a dividable rear seat backrest (40:20:40 split) that guarantees flexibility when transporting people and objects. **[13]** The 2+1 rear seating design makes driving more comfortable for the rear passengers. **[14]** The convenience telephony with extended smartphone connectivity allows a mobile phone to be connected to the vehicle via Bluetooth⁵ and used with a hands-free kit.

* May not be available in all countries. Please consult your BMW partner.

¹ Visibility is limited when wearing polarised sunglasses. The contents shown by the BMW Head-Up Display depend on equipment.

² Within the framework of BMW ConnectedDrive, in selected European countries the system automatically updates the maps for three years up to four times per year, without licence fees.

³ Contrast stitching in upper and lower section of instrument panel. Only in conjunction with BMW Individual fine-grain Merino leather.

⁴ Only in conjunction with Dakota leather.

⁵ For further information (legal notes, compatibility) please visit www.bmw.com/bluetooth

WHEELS AND TYRES.

■ Standard equipment □ Optional equipment ○ Accessories




[01] 18" light alloy wheels Star-spoke style 396 with runflat tyres, 8 J x 18, 225/45 R 18 tyres. **[02]** 17" light alloy wheels Star-spoke style 394, 7.5 J x 17, 225/50 R 17 tyres.¹ **[03]** 17" light alloy wheels Star-spoke style 393, 7.5 J x 17, 225/50 R 17 tyres.² **[04]** 18" light alloy wheels V-spoke style 396 with mixed tyres, 8 J x 18 with 225/45 R 18 tyres at the front, 8.5 J x 18 with 255/40 R 18 tyres at the rear. **[05]** 18" light alloy wheels Turbine-style 415, 8 J x 18 with 225/45 R 18 tyres. **[06]** 19" light alloy wheels Double-spoke style 401 with mixed runflat tyres, 8 J x 19 with 225/40 R 19 tyres at the front, 8.5 J x 19 with 255/35 R 19 tyres at the rear. **[07]** 19" BMW Individual light alloy wheels V-spoke style 626 with mixed tyres, 8 J x 19 with 225/40 R 19 tyres at the front, 8.5 J x 19 with 255/35 R 19 tyres at the rear. Discreet laser-engraved BMW Individual lettering. **[08]** 18" M light alloy wheels Double-spoke style 441 M in Ferric Grey with mixed tyres, 8 J x 18 with 225/45 R 18 tyres at the front, 8.5 J x 18 with 255/40 R 18 tyres at the rear. **[09]** 19" M light alloy wheels Double-spoke style 442 M in bi-colour Orbit Grey, gloss-lathed, with mixed tyres, 8 J x 19 with 225/40 R 19 tyres at the front, 8.5 J x 19 with 255/35 R 19 tyres at the rear. **[10]** BMW M Performance 20" light alloy wheels Double-spoke style 405 M bi-colour with mixed tyres, 8 J x 20 with 225/35 R 20 tyres at the front, 8.5 J x 20 with 255/30 R 20 tyres at the rear.³ **[11]** BMW M Performance 20" light alloy wheels Double-spoke style 624 M bi-colour matt black with mixed tyres, 8 J x 20 with 225/35 R 20 tyres at the front, 8.5 J x 20 with 255/30 R 20 tyres at the rear.³

¹ Standard on 420i, 420i xDrive, 418d, 420d, 420d xDrive.

² Standard on 428i, 428i xDrive, 435i, 435i xDrive, 430d, 430d xDrive, 435d xDrive.

³ You can find these and other wheels as Original BMW Accessories on www.bmw.com/accessories

ORIGINAL BMW ACCESSORIES.



[01] 20" light alloy wheels Double-spoke style 624 M, polished; BMW base support system and BMW roof box 460 in black. **[02]** Bicycle-bike holder for the trailer tow hitch, suitable for transporting up to three bicycles. **[03]** Luxury textile floor mats, precise fit and dirt-repellent. Luxury edition with deep black mat and metal insert with BMW logo. **[04]** BMW Junior Seat Group 2/3 available in two colourways. **[05]** BMW anti-slip mat for luggage compartment in Black/Beige and folding box in Black/Beige. **[06]** Snap-in adapter Connect Universal for using the phone and listening to music. **[07]** Travel & Comfort system folding table including drinks holder gives passengers in the rear a convenient surface to put things on and is tilt and height-adjustable.

Original BMW Accessories are available in many categories: exterior, interior, communications & information and transport & luggage compartment solutions. To find out more about the complete range of Original BMW Accessories, contact your BMW partner, who will be happy to advise you and provide you with a comprehensive brochure. For further information please visit www.bmw.com/accessories

EXTERIOR COLOURS.

■ Standard equipment □ Optional equipment



□ Non-metallic 300 Alpine White^{1,2}

□ Metallic A96 Mineral White

□ Metallic A89 Imperial Blue Brilliant Effect



■ Non-metallic 668 Black

□ Metallic 481 Kalahari Beige

□ Metallic B39 Mineral Grey²



□ Metallic 475 Black Sapphire²

□ Metallic B53 Sparkling Brown

□ Metallic B65 Jatoba



□ Metallic A75 Melbourne Red

□ Metallic A83 Glacier Silver²

□ Metallic B38 Midnight Blue

BMW INDIVIDUAL



□ BMW Individual X08 Champagne Quartz metallic²

□ BMW Individual 490 Moonstone metallic²


□ Metallic B45 Estoril Blue



□ BMW Individual X11 Frozen Bronze metallic²


□ BMW Individual 490 Frozen Silver metallic²

□ Metallic 416 Carbon Black



□ BMW Individual X10 Tanzanite Blue metallic²

□ BMW Individual 490 Frozen Cashmere Silver metallic²



□ BMW Individual X02 Citrine Black metallic²

□ BMW Individual 490 Frozen Grey metallic²



□ BMW Individual 490 Frozen Brilliant White metallic²

□ BMW Individual 490 Pyrite Brown metallic²

M SPORT PACKAGE



□ Metallic B45 Estoril Blue



□ Metallic 416 Carbon Black



THE BMW 4 SERIES GRAN COUPÉ IN YOUR FAVOURITE COLOUR.
DISCOVER IT ONLINE NOW.

[Print colours] The colours printed above are intended to provide you with a first impression of paints and materials available for your BMW. Experience has shown that printed versions of paint, upholstery and interior trim colours cannot faithfully reproduce the actual appearance of the originals. We recommend therefore that you consult your BMW dealer who will be able to show you original samples and assist with special requests.




¹ Available as standard for the M Sport package.

² Available for the M Sport package.




INTERIOR COLOURS.

■ Standard equipment □ Optional equipment

CLOTH

	Available with	
	■ Base model	Move cloth BDAT Anthracite
	■ Sport Line	Track cloth BEL2 Anthracite with red highlights
	■ Sport Line	Track cloth BEL1 Anthracite with grey highlights

CLOTH/LEATHER COMBINATION

	Available with	
	■ M Sport package	Hexagon cloth/Alcantara upholstery HAAT Anthracite
	□ Base model □ Sport Line	Breeze cloth/leather upholstery CBAT Anthracite, with Black interior colour ²
	□ Base model □ Sport Line	Breeze cloth/leather upholstery CBOP Oyster, with Black interior colour ²



Please note that even normal long or short-term use can lead to unrecoverable upholstery damage. This can be caused in particular by non-colourfast clothing.

Please note that the interior colour is dependent on the selected upholstery colour.



LEATHER

	Available with	
	□ Base model ■ Luxury Line □ Sport Line □ M Sport package	Dakota leather LSCW Black
	□ Base model ■ Luxury Line □ Sport Line □ M Sport package	Dakota leather LCDF Veneto Beige
	□ Sport Line	Dakota leather LCL3 Black with red highlights
	□ Sport Line □ M Sport package	Dakota leather LCL5 Coral Red with black highlights, lower part of the instrument panel in Coral Red
	□ Base model ■ Luxury Line □ Sport Line □ M Sport package	Dakota leather LCOM Oyster with Oyster dark highlights, with Black interior colour
	■ Luxury Line □ Sport Line	Dakota leather LCLZ Black with exclusive stitching
	■ Luxury Line □ Sport Line	Dakota leather LCLY Veneto Beige with exclusive stitching
	■ Luxury Line □ Sport Line ¹ □ M Sport package ¹	Dakota leather LCLX Saddle Brown with exclusive stitching and lower part of the instrument panel in Saddle Brown
	□ Base model ■ Luxury Line □ Sport Line □ M Sport package	Dakota leather LCEW Ivory White, with Black interior colour









BMW INDIVIDUAL LEATHER



	Available with	
	□ Base model □ Luxury Line □ Sport Line □ M Sport package	BMW Individual fine-grain Merino leather ZACW Opal White ³
	□ Base model □ Luxury Line □ Sport Line □ M Sport package	BMW Individual fine-grain Merino leather ZAG8 Gold Brown ³
	□ Base model □ Luxury Line □ Sport Line □ M Sport package	BMW Individual fine-grain Merino leather ZAML Nutmeg ³
	□ Base model □ Luxury Line □ Sport Line □ M Sport package	BMW Individual fine-grain Merino leather ZAKS Cashmere Beige ³
	□ Base model □ Luxury Line □ Sport Line □ M Sport package	BMW Individual fine-grain Merino leather ZASW Black ³

INTERIOR COLOURS




	Available with	
	□ Base model □ Luxury Line □ Sport Line □ M Sport package	Black
	□ Base model □ Luxury Line □ Sport Line □ M Sport package	Veneto Beige

INTERIOR TRIMS


	Available with	
	■ Base model	4CG Matt Satin Silver
	■ Sport Line	4LV High-gloss Black with matt Coral Red accent line
	□ Base model ■ Luxury Line □ Sport Line ■ M Sport package	4LS Fine Brushed Aluminium with Pearl-Gloss Chrome accent line
	□ Base model ■ Luxury Line □ Sport Line ■ M Sport package	4FT Fine Brushed Aluminium with high-gloss Black accent line
	■ M Sport package	4WF Aluminium Hexagon with matt Blue accent line
	■ M Sport package	4WG Aluminium Hexagon with high-gloss Black accent line
	□ Base model ■ Luxury Line □ Sport Line □ M Sport package	4FW Burled Walnut fine-wood trim with Pearl-Gloss Chrome accent line
	□ Base model ■ Luxury Line □ Sport Line □ M Sport package	4FU Fine-line Anthracite fine-wood trim with Pearl-Gloss Chrome accent line

	Available with	
	□ Luxury Line	4CB Burled Walnut fine-wood trim with wood inlays and Pearl-Gloss Chrome accent line
	□ Luxury Line □ Sport Line □ M Sport package	4GA Ash Grain Anthracite fine-wood trim with metal inlays and Pearl-Gloss Chrome accent line

BMW INDIVIDUAL INTERIOR TRIMS

	Available with	
	□ Base model □ Luxury Line □ Sport Line □ M Sport package	BMW Individual interior trim XE7 Piano finish Black with Pearl-Gloss Chrome accent line
	□ Base model □ Luxury Line □ Sport Line □ M Sport package	BMW Individual interior trim XEX Fine-wood trim Ash Grain White with Pearl-Gloss Chrome accent line
	□ Base model □ Luxury Line □ Sport Line □ M Sport package	BMW Individual interior trim XE5 Fine-wood trim Plane Auburn dark with Pearl-Gloss Chrome accent line

HEADLINER

	Available with	
	□ Base model □ Luxury Line □ Sport Line ■ M Sport package	BMW Individual headliner 775 Anthracite

¹ Lower part of the instrument panel in Black (LCD3). ² Lower part of the instrument panel and upper-arm trim panels in interior colour. ³ BMW Individual extended fine-grain Merino leather upholstery with contrast stitching and piping comprises front and rear seats including headrests, door trim inserts, door armrests, central armrest. Piping on front and rear seats and headrests in contrasting colour.

		420i 420i xDrive	428i 428i xDrive	435i 435i xDrive	418d	420d 420d xDrive	430d 430d xDrive	435d 435d xDrive
--	--	---------------------	---------------------	---------------------	------	---------------------	---------------------	---------------------

Weight								
Unladen EU ¹	kg	1555 [1590]	1585 [1605]	1650 [1660]	1585 [1605]	1595 [1615]	[1680]	–
Unladen EU ¹ (xDrive)	kg	1645 [1660]	1655 [1670]	1715 [1725]	–	1670 [1690]	[1750]	[1760]
Max. permissible	kg	2040 [2065]	2070 [2090]	2135 [2145]	2070 [2090]	2080 [2100]	[2165]	–
Max. permissible (xDrive)	kg	2130 [2145]	2140 [2155]	2200 [2210]	–	2155 [2175]	[2235]	[2245]
Permitted load	kg	560	560	560	560	560	560	560
Permitted axle load front/rear ²	kg	920/1195	930/1210	985/1220	935/1215	945/1215	990/1225	1060/1230
Permitted roof load	kg	75	75	75	75	75	75	75
Permitted trailer load, unbraked ^{2,3}	kg	695	745	750	745	745	750	750
Permitted trailer load, braked, max. 12% gradient ^{4,5}	kg	1400 [1500]	1600	1700	1600	1600	1800	1800
Permitted trailer load, braked, max. 8 % gradient ^{4,5}	kg	1400 [1500]	1600	1700	1700	1800	1800	1800
Permitted towbar download	kg	75	75	75	75	75	75	75
Tank capacity (approx.)	l	60	60	60	57	57	57	57
Luggage compartment capacity, seat backs upright/folded down	l	480/1300	480/1300	480/1300	480/1300	480/1300	480/1300	480/1300

Engine ^{4, 5}								
Cylinders/valves		4/4	4/4	6/4	4/4	4/4	6/4	6/4
Capacity	cc	1997	1997	2979	1995	1995	2993	2993
Stroke/bore	mm	90.1/84.0	90.1/84.0	89.6/84.0	90.0/84.0	90.0/84.0	90.0/84.0	90.0/84.0
Max. output	kW/rpm	135/5000–6250	180/5000–6500	225/5800–6400	110/4000	140/4000	190/4000	230/4400
	(hp/rpm)	(184/5000–6250)	(245/5000–6500)	(306/5800–6400)	(150/4000)	(190/4000)	(258/4000)	(313/4400)
Max. torque	Nm/rpm	270/1250–4500	350/1250–4800	400/1200–5000	320/1500–3000	400/1750–2500	560/1500–3000	630/1500–2500
Compression ratio	:1	11.0	10.0	10.2	16.5	16.5	16.5	16.5

Transmission								
Standard transmission ratios	W/VII/VI	4.55/2.55/1.66	3.68/2.06/1.31	4.11/2.32/1.54	4.00/2.13/1.40	4.11/2.25/1.40	4.71/3.14/2.11	4.71/3.14/2.11
	IV/V/VI/1	1.23/1.00/0.83	1.00/0.81/0.68	1.18/1.00/0.85	1.00/0.78/0.67	1.00/0.80/0.66	1.67/1.29/1.00	1.67/1.29/1.00
	VIII/VII/R:1	–/–/4.14	–/–/3.35	–/–/3.73	–/–/3.65	–/–/3.73	0.84/0.67/3.32	0.84/0.67/3.32
Final drive ratio	:1	3.08	3.91	3.23	3.23	3.15	2.56	2.56

Performance								
Top speed	km/h	236 [236]	250 ⁷ [250 ⁷]	250 ⁷ [250 ⁷]	213 [213]	240 [231]	[250 ⁷]	–
Top speed (xDrive)	km/h	233 [231]	250 ⁷ [250 ⁷]	250 ⁷ [250 ⁷]	–	235 [230]	[250 ⁷]	[250 ⁷]
Acceleration 0–100km/h	sec	7.5 [7.7]	6.1 [6.0]	5.5 [5.2]	9.0 [8.9]	7.5 [7.3]	[5.6]	–
Acceleration 0–100km/h (xDrive)	sec	7.8 [8.1]	5.8 [6.0]	5.3 [5.0]	–	7.6 [7.4]	[5.3]	[4.8]
Acceleration 80–120km/h in 4th/5th gear (with standard transmission) ²	sec	–/9.6	–/7.1	–/6.1	–/10.2	–/7.9	–	–

Fuel consumption ^{4, 5, 6}								
Urban	l/100km	8.7–8.9 [8.2–8.4]	8.9–9.0 [8.2–8.3]	11.4–11.6 [10.7–11.0]	5.2–5.4 [5.1–5.3]	5.1–5.5 [4.7–5.1]	[5.9–6.1]	–
Extra-urban	l/100km	5.1–5.2 [4.9–5.0]	5.3 [5.2–5.3]	6.2–6.3 [5.6–5.7]	3.8–3.9 [3.8–3.9]	3.7–3.9 [3.6–3.9]	[4.6–4.8]	–
Combined	l/100km	6.4–6.6 [6.1–6.3]	6.6–6.7 [6.3–6.4]	8.1–8.3 [7.5–7.6]	4.3–4.5 [4.3–4.4]	4.2–4.5 [4.0–4.3]	[5.1–5.3]	–
CO ₂ emissions	g/km	149–153 [142–146]	154–156 [147–149]	189–193 [174–178]	114–118 [112–116]	111–119 [106–114]	[134–139]	–

Fuel consumption xDrive ^{4, 5, 6}								
Urban	l/100km	9.1–9.3 [8.6–8.8]	9.0–9.3 [8.7–8.9]	11.7–11.9 [11.1–11.3]	–	5.6–5.9 [5.2–5.6]	[6.2–6.4]	[6.7]
Extra-urban	l/100km	5.7–5.8 [5.1–5.2]	5.5–5.6 [5.5–5.7]	6.4–6.5 [5.8–5.9]	–	4.0–4.3 [4.1–4.3]	[4.9–5.0]	[4.9–5.1]
Combined	l/100km	6.9–7.1 [6.4–6.5]	6.8–7.0 [6.7–6.9]	8.3–8.5 [7.8–7.9]	–	4.6–4.9 [4.5–4.8]	[5.3–5.5]	[5.6–5.7]
CO ₂ emissions	g/km	161–164 [149–152]	159–163 [157–161]	194–198 [181–184]	–	121–129 [118–126]	[140–145]	[146–150]

	420i 420i xDrive	428i 428i xDrive	435i 435i xDrive	418d	420d 420d xDrive	430d 430d xDrive	435d 435d xDrive
--	---------------------	---------------------	---------------------	------	---------------------	---------------------	---------------------

Wheels							
Tyre dimensions		225/50 R 17 V	225/50 R 17 W	225/50 R 17 W	225/50 R 17 W	225/50 R 17 W	225/50 R 17 W
Wheel dimensions		7.5 J x 17	7.5 J x 17	7.5 J x 17	7.5 J x 17	7.5 J x 17	7.5 J x 17
Material		Light alloy	Light alloy	Light alloy	Light alloy	Light alloy	Light alloy

¹ The figure quoted includes a 90 per cent tank filling, 68kg for the driver and 7kg for luggage. Unladen weight applies to vehicles with standard equipment. Optional equipment may increase this figure.

² These figures may be different for models with xDrive.

³ The overall weight of the trailer must not exceed the maximum permissible trailer load, taking into account the maximum permissible towbar download.

⁴ BMW recommends the use of RON 95 super unleaded petrol. Unleaded RON 91 and higher with a maximum ethanol content of 10% may also be used. Output and fuel consumption figures apply to RON 98 fuel.

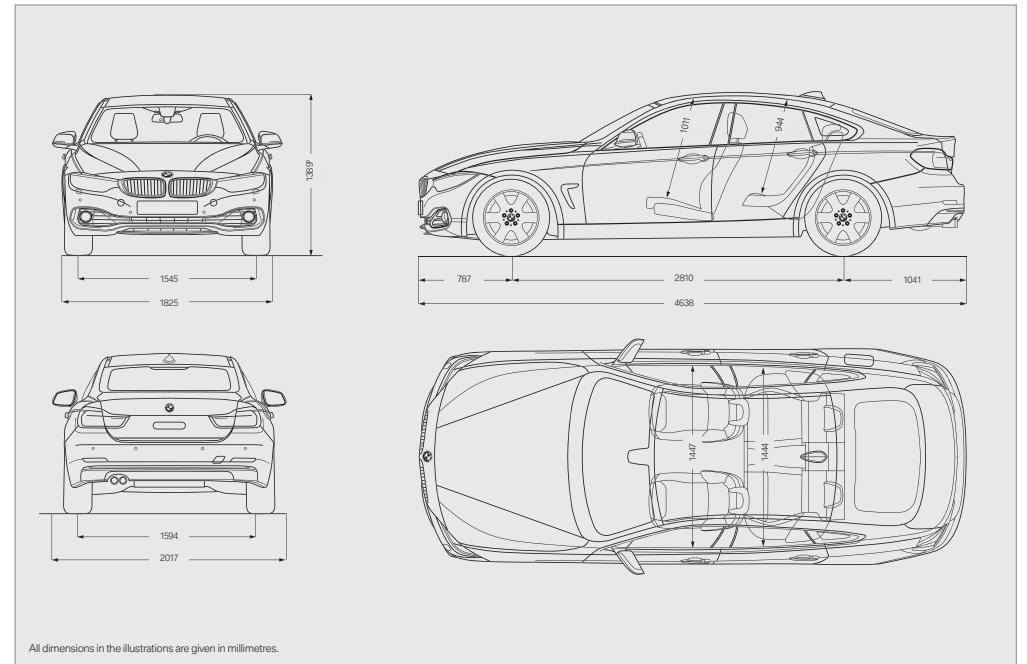
⁵ All engines comply with the EU6 emissions standard. Fuel consumption is determined in accordance with the ECE driving cycle made up of approximately one-third urban traffic and two-thirds extra-urban driving (based on the distance covered). CO₂ emissions are measured in addition to fuel consumption.

⁶ Fuel consumption and CO₂ emissions are dependent on the selected wheel and tyre size. Optional equipment may increase these figures. Please consult your BMW partner for in-depth information.

⁷ Electronically limited.

⁸ Height with roof aerial 1,397mm. For models with xDrive height is 1,412mm.

Values in [] are for vehicles with eight-speed Steptronic transmission.



WELL TAKEN CARE OF WITH BMW SERVICES:

When you buy a BMW, you can look forward to superb service and comprehensive customer care. For example, the **Condition Based Service** independently tracks both service fluid levels and the condition of parts subject to wear and then notifies you in the display when the vehicle requires servicing. So you only need to go to your BMW service partner when it's really necessary. When you do go, our

qualified BMW service specialists take care of your vehicle using the newest workshop technology and only **original BMW parts**. This service is available worldwide in more than 3,300 BMW service partner establishments in over 150 countries, to provide you with limitless driving pleasure.

BMW SERVICE.



BMW Service Inclusive*: The BMW Service Inclusive service packages ensure that costs for maintenance, inspection and worn parts are covered for the duration of your contract, allowing you to focus on unlimited driving pleasure. This service is available worldwide from all participating BMW service partners. For more information please visit www.bmw.com/serviceinclusive

BMW Guarantee extension: The BMW guarantee extension packages offer extended protection for your newly purchased BMW, in addition to the legal guarantee period. So you can enjoy another three years of carefree driving (up to the vehicle's 5th year). Find out more at www.bmw.com/serviceinclusive



BMW Mobile Service*: This service is there for you in case of a breakdown, day and night. Specially trained BMW technicians do everything necessary, on the phone or on-site, to get your car back on the road as fast as possible. We offer a comprehensive country-specific mobility package for breakdowns and insurance that covers you in the event of an accident or theft. And in case of an accident, call us at the BMW accident hotline! We'll take care of calling the police, an ambulance, a tow truck, a replacement car, notifying your insurance company and much more. For more information visit www.bmw.com



BMW Teleservices*: With Condition Based Service, you'll be automatically notified in the display of your next necessary service appointment. Provided you've consented, the most important vehicle data required for analysis will be relayed to BMW automatically. Your assigned BMW service partner will access the information and contact you free of charge to make a service appointment – if one is necessary. To access BMW Teleservices, the vehicle must be equipped with the optional Intelligent Emergency Call or ConnectedDrive Services. If necessary, the service can be deactivated at any time. For more on this topic please visit www.bmw.com/teleservices



BMW Financial Services: Tailor-made finance: BMW Financial Services offers you attractive leasing, finance and insurance packages. For further information visit www.bmwfs.com or ask your local BMW partner to make you an individual offer.

THE BMW EXPERIENCE.



BMW TV*: www.bmw.tv enables you to experience the BMW brand in all its diversity. Features, portraits and background reports provide you with information on automobiles, innovations, sports and lifestyle topics.



BMW Driving Experience: The better you control your BMW, the more enjoyment you will derive from driving it. Use our training courses to learn for yourself what it means to reach a car's physical limits on various types of surfaces, and what you have to do to control your vehicle even in extreme situations. For further information please visit www.bmwdrivingexperience.com




BMW Welt: Collecting a new car at BMW Welt ranks among the best moments any driver can experience. Turn this moment into an unforgettable day, and make the handover of your new BMW part of a unique programme of activities tailored to your personal preferences. With the BMW Plant, the BMW Museum and the BMW Group Headquarters, you will be surrounded by fascinating history, a breathtaking present and spectacular visions of the future. Find out more at www.bmw-welt.com/en



BMW Magazine: In BMW Magazine, experience the newest BMW models in front of stunning backdrops. Discover new design trends, travel destinations and the richness of modern life. Encounter people with visionary ideas who are changing the world. Find out more at www.bmw.com/magazine

* May not be available in all countries. Please consult your BMW partner.

SHAPING THE FUTURE – RESPONSIBLY.



In 2014, the BMW Group was once again ranked the most sustainable car manufacturer in the world by the Dow Jones Sustainability Index. It is the only automotive company to have featured on the renowned index every year since its inception. The development of efficient vehicle concepts and eco-friendly production processes, up to and including recycling, is an integral part of our engineering philosophy. BMW EfficientDynamics standards have enabled us to cut the CO₂ emissions of our fleet of new vehicles in Europe by more than 30% between 1995 and today. We're also aiming to reduce the amount of resources such as water and energy used in production by 45% between 2006 and 2020. Production at our engine plant in Steyr has been waste-water free since 2007. And of course each of our vehicles is designed for easy and economical recycling after its long running life. Please contact your BMW partner on all matters regarding your end-of-life vehicle. For further information please visit our websites.

www.bmw.com/EfficientDynamics
www.bmwgroup.com/responsibility
www.bmw.com/recycling

More about BMW



Sheer
Driving Pleasure

www.bmw.com

The models illustrated in this brochure show the specifications and configurations (standard and optional equipment) of vehicles produced by BMW AG for the German market. According to the specific requirements of other markets, alterations in standard and optional equipment and the configurations available for the different models, as described in this brochure, may occur. For more precise information about country-specific vehicle versions, please contact your local BMW partner. Subject to change in design and equipment.

© BMW AG, Munich/Germany. Not to be reproduced wholly or in part without written permission of BMW AG, Munich.

4 11 004 284 20 2 2015 BB. Printed in Germany 2015.



MIX
Paper from
responsible sources
FSC® C014963